



THE  
CRAFT  
GRIMOIRE  
OF  
ECLECTIC MAGICK

# grimoire of eclectic magick

---

*Permission is given for the distribution of this text in electronic form, with these conditions:*

- ⚡ *No fees may be charged for the distribution or transmission of this document, other than standard charges for use of transmission lines or electronic media. Distribution for commercial purposes or by commercial entities is specifically prohibited.*
- ⚡ *All copies distributed must contain the complete, unedited text of the original document and this copyright notice.*
- ⚡ *Persons acquiring this electronic version of the document can make one (1) printed copy for their own personal use.*

*All other rights are retained by the author*

*Copyright © Beltain 2000 by Parker Jorrence.  
All rights reserved, all wrongs returned Thre Fold!*



## Typography

### Cover

FLA Millennium, Shannon Teague

### Text

Fifties, WSI-Font Collection

Garden Display Caps, WSI-Font Collection

Krone, WSI-Font Collection

Wellsley, J. Fordyce

Witchcraft, Typearound Font

### Graphics

Alchemist, Computer Safari

Alchemy, Cosmorama Enterprises

DF Calligraphic Ornaments LET,  
Esselte Letraset Ltd.

Genji, Emerald City Fontworks

Veve, Scriptorium Fonts

WoolBats, Curtis Clark

Movie images are from <http://www.spe.sony.com/movies/thecraft/>

In 1996, "The Craft" was released in theaters and a new standard for movies about witchcraft was established. This was in part due to the technical advice of Pat Devin, an Elder and the first officer of the Southern California local council of C.O.G. (Covenant of the Goddess) established in California in 1975, an incorporated, religious, non-profit organization.

[ In 1996, there were approximately 250,000 Wiccans in the United States. ]

While much of the technically correct information in the movie was a fresh relief for many of us, Hollywood also had filled the movie with the normal amount of special effects. You know, the kind that have nothing whatsoever to do with "real magick." In the past few years, large numbers of people after seeing "The Craft" turned towards Wicca with the impression that the movie was a real reflection of what they could learn. This misconception was further inforced by a number of new Television shows and more Hollywood movies. Never had a little bit of truth created so much confusion. ~ Parker Torrence

## What is Wicca?



"Basically, Wicca is an evolving religion which originated from paganism, the oldest religion in the world. ... It's an earth-oriented religion which has a consciousness towards ecology, not domination of the earth. We are part of everything that is going on around us. Humans have a responsibility for their actions and how they treat the earth, plants, animals, birds, fish and even rocks."

~ Pat Devin


Cr  
m  
o  
i  
r  
e  
o  
f  
e  
l  
e  
c  
t  
r  
i  
c  
m  
a  
g  
i  
c  
k

# content

---

<i>The Joy of Magick ...</i>	<i>... 5</i>
<i>Picking Your Path ...</i>	<i>... 7</i>
<i>Reality &amp; Responsibility ...</i>	<i>... 9</i>
<i>The Wheel of the Year ...</i>	<i>... 11</i>
<i>Archetype Gods &amp; Goddesses ...</i>	<i>... 13</i>
<i>Elements &amp; Watch Towers ...</i>	<i>... 16</i>
<i>Tools &amp; Your Altar ...</i>	<i>... 19</i>
<i>The Art of Magick ...</i>	<i>... 23</i>
<i>At the Crossroads ...</i>	<i>... 41</i>

this work is dedicated  
with love to my lady wolfrose



“Whatever you  
send out, comes  
back times three!”

# the joy of magick

Greetings, and welcome to the “*Grimoire of Eclectic Magick*,” and *yes* this is a book about *real magick*!

## What is Magick, & *why* read this book?

“Magick is the Science and Art of causing Change to occur in conformity with Will.” ~ Aleister Crowley  
 Or in more modern terminology:  
**Magick is the methodology of attracting** to one’s self, those **events required** for the **achievement** of a **goal**. Read this book if you want to *know the truth* about casting a circle, and crafting a spell. Read this book if you want to learn *how* to achieve your goals. Read, and *discover* the Joy of Magick!

## What should you learn/know first?

This is just my opinion, but I believe that the single most important thing you can learn in regards to magick, is the *Wiccan Rede* and the *Three Fold Law*!



Bide the Wiccan Rede you must,  
 In perfect love, in perfect trust.  
 Eight words the Wiccan Law fulfill:  
 “An it harm none, do as you will.”  
 Lest in your own defense it be,  
 Ever mind the Rule of Three.  
 Follow this with mind and heart,  
 Merry meet, and merry part ...



The witches in the movie were not Wiccan, but there are many Wiccan elements in the rituals that they use. I am not Wiccan, but I draw from Wiccan sources for my rituals. You do not have to be Wiccan to practice magick, but you do need to understand that Wiccan *or not*, you are still governed by the **Three Fold Law of Return**.

“Whatever you send out comes back times three!”

“As ye sow, so shall ye reap.”

Call it what you like, use whatever words you wish, but understand all things move in a circle and you always get back what you put out. It might not be tomorrow, or next year, but somewhere down the road it will come back to you three fold. Both the good and the bad. Are you ready? This too is the *Joy of Magick!*





# picking your path

In the movie *The Craft*, the schoolgirls portrayed are not **Wiccan**. If you desire to become a Wiccan, contact a **Gardnerian** coven (or some other Tradition). Apply for admission, learn and follow to the letter the beliefs and teachings of that Tradition. If you desire to become a Ceremonial Magician, contact the **OTO** (or some other Order). Apply for admission, learn and follow to the letter the teachings of that Order.

“Do not go where the path may lead, go instead where there is no path and leave a trail.”

~Ralph Waldo Emerson

Now if you are seeking a path that is not at one of these two extremes, there is hope. Like the witches in the movie, you can learn and practice an **eclectic** form of magick. You can do this in a group, or you can do this as a **Solitaire**.

Wicca is a child of Paganism, and only one of its' many flavors. There are structured Traditions like Ásatrú or the many Druidic groups. Or there are just as many eclectic groups, that draw from both wicca, and non-wiccan sources. If you are very adventurous, you can create your own eclectic path, before you do that, please read the rest of this book. An old adage



“True magick isn't black or white. The only evil, is in the heart of the user.”

crimoire of eclectic magick

## picking your path

---

states, “you should not break the rules, until after you first know how to use them correctly.” This is even more true when it comes to the practice of magick!

Hollywood, television and the hard-copy entertainment industry like to spew forth the misinformed concept that there are *Good* and *Evil* forms of magick. In my opinion that is on the same level as saying every head of every country is a perfect person, and has never ever done (or even thought) anything moral or ethically wrong. If that was true about politicians, then we would have world peace, no human rights violations, unemployment and crime would be at zero.

The reality of magick is, it just exists. Like air or water. It takes on the form and color of the person using it. If your desire is to do harm, (society may call it *evil*,) and if you employ magick to do it, well remember the Three Fold Law! Most people

practice magick that is a reflection of their personalities. If a person is self centered and self serving, magick will not change them. Personally I would not want them in any group I was working in.

With the practice of magick, comes responsibility for ones own actions (*more on this in the next section*). Your first responsibility should be to find a path that is suited to your needs. Do you need the structure and discipline of a Coven or Order? Do you need to belong to something with a history and a set of (never changing) traditions? Or do you need the freedom that an *eclectic solitaire* path would provide?

I am a *simple* Pagan and I walk an *eclectic solitaire* path. I have, and do work with small groups from time to time, and I have had some formal training. My reasons for this path are simple, I spent twenty years of my life in the Navy at a time when there were very few Pagans in the military. It fit my needs.



# reality and responsibility

“It is better to rush upon this blade than enter this circle with fear in your heart”



Everyone at one time or another has wanted to twitch their nose, or blink their eyes, and have their house and children clean, and find a new wardrobe hanging in their closet. Maybe if you have a maid, a nanny and someone to do your shopping, and you've trained them to understand facial tic commands. Then, and only then will you get the result that you seek. When it comes to the reality of magick, you'll get those results, faster the old fashioned way.

I have yet to meet anyone who can balance and spin a pencil with their mind, walk on water (without it being frozen first) or fly through the air

(without the use of an aircraft). These are the dreams of the young and the science of the Hollywood special effects artist. It is said that there are those in the far east who have mastered some of these feats. They've spent their whole life in meditation to achieve this. So if you are ready to give up, fast food, cable television, the Internet, and indoor plumbing. Go book a flight to India, seek a guru, and we'll see you in 80 years. If, on the other hand, you are not yet willing to give up your standard of living, the *reality of magick* is that it can not alter or

reality and responsibility

break the physical laws of nature. In fact, magick is just the employment of nature's laws for the achievement of ones' goals.

These laws of magick are not the occult secrets that some would have you believe. Just go to any reputable *Human Growth Seminar* and see how many of these "occult secrets" are being openly employed by non-magick users. If you don't have the time, then pick up a copy of "*Think and Grow Rich*" and you'll find many of these secret teachings spelled out.

Before you begin the practice of magick, you should understand that, like life itself, there is a certain responsibility that you accept. You are responsible for each and every action, thought and deed. There is no devil, the music, and movies don't have subliminal messages hidden in them, and regardless of how dysfunctional your childhood was, *you*, and only you are responsible for your

own actions! If you like being a victim, if you need an escape goat to go through life with, then the last thing you need to do is learn magick.

Magick is about responsibility, and respect. Responsibility for yourself, and respect for all living creatures. It is *one* Pagan view point that the Great Mother gave birth to all things, meaning that we are all part of each other, as well as every living creature and rock. Do you respect yourself? Do you respect the environment around you? If you don't respect yourself, how do you expect to be responsible with the art of magick, and respect its' use.

Never practice magick from the space of fear or anger. These emotions, both tend to sour the desired results. In group work, *you are only as strong, as your weakest link*. That is why fear is the last thing you need in any group or circle.

# the wheel of the year

Pagans celebrate Eight Festivals, or *Sabbats* in the cycle of a year. While all eight of these times reflect agricultural aspects of the year, four are of a Celtic nature, while the other four are drawn from the Mediterranean area of Europe. Each *full moon* is also a *holy day*, and is called an *Esbat*.

Samhain • Celtic Fire festival • October 31

Yule • Winter Solstice • December 21

Imbolg • Celtic Fire festival • February 2


Ostara • Spring Equinox • March 22

Beltain • Celtic Fire festival • April 30

Litha • Summer Solstice • June 21

Lughnassadh • Celtic Fire festival • August 1

Mabon • Autumn Equinox • September 22



## the wheel of the year

---

**S**amhain, the time of the year when the veil is the thinnest. In Celtic times, this was the end of the old year and the beginning of the new. This is the best time for the taking of *Omens*.

**Y**ule, this is the Winter Solstice, the longest night of the year. Lighting of the *Yule Log* is symbolic of welcoming the sun.

**I**mbolg, also called *Lady's Day*, is a time of renewal. In days past a common fire was lit, and all members of a community would take a brand from the fire home, to rekindle their own hearth fires. Today we call it *Groundhog day*.

**O**stara, the Spring Equinox, a time when daylight and night are in balance. A time of *blessing the seed*, planting, and fertility.

**B**eltain, a hinge day when winter gives way to summer. Again the veil is thin between the worlds. Dance around a *May Pole*, celebrate the joy and ecstasy of life.

**L**itha, the Summer Solstice, the shortest night of the year. Time to rejoice in the warmth of the sun, while the world is full of growing life.


**L**ughnassadh, the first of the *harvest* festivals. In Celtic tradition it is the day the young son challenges his father the King, for rulership. In the course of their battle, the father is wounded, this is symbolized by the following days growing cooler.

**M**abon, the second *harvest* festival, the Fall Equinox. Once again daylight and night are in balance. Now is the time to celebrate the gifts of the Earth Mother.

# archetype gods and goddesses

“All Gods are one God,  
All Goddesses are one Goddess,  
and there is one Initiator!”

~ from *Aspects of Occultism* by Dion Fortune

 Over the years, I have read a number of explanations as to why Pagans worship multiply deities. To be honest I have felt that most of these were more the various author trying to justify their personal beliefs. With that said, I will now attempt to answer the question as to *why Pagans worship multiply deities*. To barrow from a popular movie

series, everything that exists has within it the *FORCE*. There is only one *FORCE*, and it is within *all things!* Now this idea is nothing new, and before *Star Wars* it was more commonly known as the **TAO**.

The **TAO** is a beautiful concept, but it has only one major flaw, it has no face. Humans, being the creatures that we are, like to

## GODS OF ANCIENT EGYPT

AMUN (Amun-Re)	MIN
ANUBIS	NEKHBET
AMAM	NEPHTHYS
ATEN	NUT
ATUM	OSIRIS
BASTET	PTAH
BES	RA
GEB	RE
HAP	SEKHMET
HATHOR	SELKET
HEKET	SESHAT
HORUS	SET
IMIUT	SHU
ISIS	SOBEK
KHEPERA	TAWERET
KHNUM	TEFNUT
MAAT	THOTH
	WADJET

# archetype gods and goddesses

the Lady

DANA

the Lord

CERRUNNOS

BASIC  
CELTIC



AGOUE

AYIZAN

Baron Cimetièrè

Baron La Croix

BARON SAMEDI

DANBALAH

ERZULIE FRÉDA

GUÉDÉ

LEGBA

LOCO-DÉ

OGOUN

SIMBI

VOODOON  
LOA

have faces and personalities attached to our divine beings. Let me also state that Pagans do not really *worship* these Gods and Goddesses. What we do is “**Honor the aspect of the divine that they reflect.**” By employing a name of a God or Goddess our human psyche connects with the Archetype symbol that they represent for us. Common examples: **Diana the Huntress** for many brings to mind a **maiden** who is wild and free. **Frigga the Mother** is evoked often by both Pagans and non-pagans with the words “**T.G.I.F.**” As the “**F**” stands for Friday, and once upon a time that was **Frigga Tag**, or Frigga Day. We all have strong emotions about Friday. **Hecate the crone** brings to mind for many, an ancient woman sitting over a cauldron. Just to be fair to the male aspect of the

CELTIC-GAULISH DEITIES

AENGUS

AINE

ANU

BAVE

(Babd,  
Badhbh)

BELEN

BLATHNAT

BLODEUWEDD

BOANN

BRIGID

CERRIDWEN

CERNUNNOS

DANU

DONN

DAGHDA

(Dagda,  
Sucellus)

EMAIN

GOIVNIU

GRANNUS

GREEN MAN

HERN

LUGH

(Llew, Lugus)

MACHA

MABON

(Maponos,  
Oenghus)

MANANAAN

(Manawydan)

MODRON

MORRIGAN

NEVAIN

(Nemain,  
Nemhain)

OGHMA

TARANIS

TEUTATES

(Tiw)

Crinoire of eclectic magick



## archetype gods and goddesses

---

divine, there is **Pan** the goat footed God of male youth. The **Oak King** brings to mind the *strength and warmth* of summer. While the **Holly King** is symbolic of the *joys* of the winter season. “*Deck the halls with boughs of Holly, tra-la-la-la-la la-la la la. Tis the season to be jolly ...*” etc. etc.

What deities you choose to honor, *unless you are following a Tradition*, are very much a personal matter. These pages have a number of Gods and Goddess listed. These are provided as reference for your own research. (Greek and Roman deities have not been listed.) In the later sections of this book, I will be employing the “**Basic Celtic**” deities for simplicity and reference.

**M**anon is the fictitious name used in *The Craft* for the Spirit (*the Force, or TAO*). It is of interest to note that it sounds similar to “*Mananan*” the Celtic-Gaelic God of the Sea.

**D**ark or Bright, most Pagan traditions arrange the Gods and Goddesses into a standard pattern. The first of these is the Three Fold Goddess. Regardless if you call the Lady Gaia, Frigga or Dana. Underlaying her power, are the three aspects of **Maiden, Mother & Crone**, (Lunar archetypes). In some traditions these are three distinctively different Goddesses. In other traditions, they are the same Goddess at different stages of Her development. Then there are Goddesses like the Triple Morrigan - Macha, Nemain and Babd.

Then we have the Two Fold God. The Lord is normally viewed as being symbolic of the Summer season, and the Winter season. Common names for these are *The Green Man* and *The Horned Man*. The first of these is strongly connected to the growing season, while the latter is associated with the harvest and the hunt. The archetypes here go back to the days when all humans were hunters and gathers.

# elements and watch towers

All cultures have within their belief systems the concept of the four corners of the world. The idea of guardians dwelling in Watch Towers, is not something from the far distant past. It is, more a creation of the medieval magician, coming to us from a time when the lords of the land dwelt and ruled from their castles. Even more perplexing, is that many Pagan and Wiccan systems name, and call upon the *Hebrew Archangels* as the **Watchers** who dwell within these **Towers** at the edge of the world.

The singer, song writer, **Kate Bush**, on her album *The Red Shoes*, has within the lyrics of the song *Lily*, incorporated the traditional

words to summon the Archangels from their Watch Towers ...

“Gabriel before me  
Raphael behind me  
Michael on my right  
Uriel on my left side”

~ *Lily* by Kate Bush

In *The Craft*, part of the invocation of the **Spirit Monon** also calls upon the power of these guardians to aid in the ritual working.

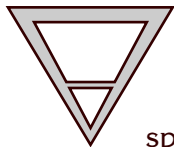
What these Watch Towers represent are the power of the *Elements* **Earth, Air, Fire,** and **Water.**




## elements and watch towers

The *elements* in magick are not the same elements that you find in Chemistry class, or your back yard, although they are symbolic of each other. It is this symbolic relationship that we employ in the art of magick. The qualities of the physical reflect the power of the occult.

“As Above, So Below!”



**E**arth is the foundation element. It is solid, dependable and stable. In magick its' color is green or black, and it is used in spells for employment, money, fertility, and prosperity of any kind. The Celtic Goddess, Dana is associated with Earth. In the Tarot it is the suit of Pantacles, or Coins. It is also known as **Assiah, the Material World.**




**A**ir is the intellectual element. It is clear and uncluttered. In magick its' color is bright pale yellow, and it is employed in spells for visualization, inspiration, learning, and freedom. The Celtic God, Dagha is associated with Air. In the Tarot it is the suit of Swords (*sometimes Wands*). It is also known as **Yetzirah, the Formative World.**



**W**ater is the creative element. It is emotional, fluid, and forever changing. In magick, its' color is deep blue, and it is used in spells for friendship, fertility, creation, and emotional healing or purification. The Celtic Goddess, Cerridwen is associated with Water. In the Tarot it is the suit of Cups or Chalices. It is also known as **Briah, the Creative World.**

## elements and watch towers



**F**ire is the element of change and passion. It is full of energy and is *the essence of magick and life.* Its' color in magick, is red, and it is employed in spells of passion, energy, purification and healing. The Celtic God, Lugh is associated with Fire. In the Tarot it is the suit of Wands (*sometimes Swords*). It is also known as **Atziluth, the Archetypal World.**

**T**he elements so far have been presented in what is know as the Hermetic, or Western Mystery Tradition. This is a system that has its' roots in Egyptian, Hebrew and Greek teachings. It should be noted that this is not the only *elemental system* in the world.

In the Orient they have **five** elements. These being **Metal, Wood, Water, Fire, and Earth.** North of the ancient Roman Empire, the Teutonics used **Frost, Fire, and Water.** While the Celtic tribes called them **Sky, Land, and Sea.**

This background denotes sections taken from my personal Book of Shadows.

**A**bove the realm of man and elements, there dwells the **One** which are *Two.* We call it the Force, or *Jao,* and we know it as the *Yin & Yang,* the archetypical male and female, our *Lord & Lady.* In its' manifest form it is the **Spirit Flame.** Below the Spirit Flame, are the three sacred elements of the *Sky, the Land, and the Sea.*

The **Sky,** is the realm of the *Sun, Moon and Stars.* The home of the great ones that we call *Gods and Goddesses.* It is the unwritten future, and the realm of dreams.

The **Land,** is the realm of man. Here we dwell in the present, with the birds, and beasts of this world. This is also the home of the *Sidhe (the Noble Ones).* This is the realm of reality, and life.

The **Sea,** is the realm of Mother Chaos. The darkness of our spirit, the land of the dead. It is our past, and all things forgotten or left behind.

Around the *Sky, Land & Sea,* are the elements of the four corners of the world. These being known as *Earth, Air, Water and Fire.*

CRIMBOIRE OF ECLECTIC MACKICK

# tools and your altar

In the opening scenes of *The Craft*, a candle covered altar is displayed, complete with crystal ball, pentacle, and anointing oil.

Altars can be a chaotic collection of items, or an aesthetic expression of spirituality. An altar should reflect the personality of its' user, or within a coven, order or group, the teachings of that Tradition.

Altars can take any form, from a ritual table, to the top of your bedroom dresser. It is the place for you to honor the Lord and Lady, and to work your magick.

Basic ritual tools are, the Chalice, the Athame (pronounced, *ath-AH-may*), the Pentacle, and the Wand.

**Chalice** ... this tool, more than any other, represents the creative aspect of the Goddess. It is

the symbol of the womb. In ritual, it is used for the sharing of wine, juice, or herbal potions. It can also be employed for scrying. It is associated with the element of water.

**Athame** ... this tool represents the active principle of the God. Usually it is black handled, with a double-edged blade. In ritual, it is used to cast the circle, as well as to evoke or banish energies. It is associated with the element of air.

**Pentacle** ... often made of wood, stone, ceramic, wax, glass, or metal, this tool represents the Goddess in a passive, supporting role. In ritual, it is used to support, protect, and contain the energies being used. It is associated with the element of earth.

## tools and your altar

**Wand** ... the most personal of the *basic tools*. Traditionally made of wood, and a cubit in length (the distance from the elbow to the tip of the middle finger), it frequently has in its construction a drop of its' owner blood. Modern wands are often fashioned of copper tubes, covered in leather or cloth, and tipped with crystals or semi-precious gem stones. This tool is viewed as having a male end for projection, and a female or receptive end. Much like the Athame, the Wand can be employed to cast a circle, but its' true power lies at a higher level, when used to invoke, and dismiss spiritual entities. It is associated with the element of fire.

**M**iscellaneous Altar tools ... These include candles, cords, censor/thurible/incense, bell, sword, staff, crystal ball, scrying stone, magick mirror, Tarot cards, Rune stones, oils, cauldron, mortar & pestle, boline, and broom. To name a few.

*Being a Taurus, my **Altar** has an earthy nature to it. At the center is a green ceramic Pentacle, upon which sit, (from the center out,) an oil lamp, symbolic of the **Spirit Flame**. This is surrounded by three earthen-ware bowls. The bowl for **Sky** holds incense, the bowl for **Land** holds rock-salt, and the bowl for **Sea** holds water.. Centered behind the Pentacle, is my earthen-ware Chalice. Left of the Chalice is my Goddess image, and to the right of the Chalice is my God figure. In front of the Pentacle sit my Wand and Athame. At the four corners, are colored candles for the four Hermetic elements.*

*Depending on the nature of the working, the Altar could also have upon it seasonal adornment, my scrying stone, Jarot cards, or objects needing to be charged. Oils, cords, spell candles, incense, reference books, and other un-needed items are kept upon a side table.*

crimnoire of eclectic magick



## tools and your altar

**Y**our *Book of Shadows*, or Grimoire, is one of the most important tools you will ever own. In *The Craft*, it was the place where the young witches wrote down their thoughts and spells.

Called a Book of Shadows, because magick is not black or white. This is a journal, a collection of rituals, and a personal collection of spell recipes. Tradition, states that it must be *hand written*, with magical inks using a special consecrated pen of art. More often than not, the modern practitioner will have computer scans and printouts taped or glued within its pages. The truly techno-pagan might even have the whole thing stored on their computer's hard drive. Regardless of what medium your Book of Shadows takes, it should be arranged (*in a minimum of*) three sections, and certain things should be included within its' pages.

The first section should have some general information and personal notes. Among this

information should be your *magical*, or craft name. This is a holdover from the days when free thinkers were persecuted, and the only name within your group, you might be know by would be this magical pseudonym. When you pick a name to use, it should be one that expresses your higher goals, and reflect the path you choose to follow. If you are walking a predominantly Celtic path, a name like *Redwood Dream Catcher*, would not be in harmony with your goals. Another item that should be in the first part of your Grimore, is your astrology chart. Some groups and covens require this information, and your Book of Shadows is an excellent place to keep it.


The second section of your Book of Shadows, should be filled with spell recipe information. These are the notes on

## tools and your altar

correspondences, as well as some of the spells that you have used and found to work well for you.

The last section of your Grimoire, is used for your rituals. *On a personal note, I have found it advantages to write only upon one side of a page. This way, I can turn the book upside down, and write my rituals from the back (now the front) to the front (now the back), without fear of running out of room. It also makes it easier, for me, to find things.*

**T**he last tool you (might) need is a **Robe**. I say *might* for a number of reasons. the first of these is the fact that some Traditions practice **Skyclad**. The second reason, is that due to your environment, it might not be practical to use a robe. In the latter case, you should have something symbolic, like a ring, talisman or stole, to put on just for your magical workings.



**S**kyclad is being “clad” with nothing but the “sky” or nude. It is of my opinion, that if you are in your teens or pre-teens, you should learn the art of magick, and know that it is the path you wish to follow, before you go joining a group where dancing nude is a requirement. True magick is about free will! You should always have the freedom to find the door when events begin to take control of your body, away from you!

# the art of magick

*Blessed Be & Welcome to the heart of The Craft ... "Grimoire of Eclectic Magick." Within this section, you will be exposed to both the Theory and the Practice of Magick. Basic exercises, ritual outlines, a table of correspondences, and a few simple spells are included to get you started. This information is not intended to replace formal training, or is it designed to be the last word on the subject. If nothing else, this is just my perspective.*



## theory

theurgy . . . . .	24
thaumaturgy . . . . .	25
overview . . . . .	26

## practice


journal . . . . .	28
breathing . . . . .	29
posture . . . . .	29
visualization . . . . .	30
meditation . . . . .	31

## spells

candle magick . . . . .	33
binding . . . . .	34
love . . . . .	35

## rituals

intro & outline . . . . .	36
sample . . . . .	37



**T**heurgy, is the mystical, and spiritual use of *Magick*. In *The Craft*, the four witches, gather on the beach to summon the *spirit* of **Monon**. Which, is an example of magical theurgy in the form of an **invocation**.

Invocation, or “invoking a spirit” is *the act of calling a deity, into one’s self*.

Other forms of Theurgy, are meditation, the practice of the vision quest, various path workings, the Ritual of *Calling Down the Moon*, and works leading to the *Knowledge and Conversation of your Holy Guardian Angel*.

## the art of magick theory

**T**haumaturgy is the form of magick, most commonly portrayed in movies and on television. It is that body of works which deal with the achievement of physical or social goals. In *The Craft*, we saw examples of this in the healing spell, the love spell, the revenge spell, and the glamor spell. These are the types of magick normally employed, in an attempt, to influence events in one's environment. An evocations would be an example of Thaumaturgy, as it is an attempt to summon forth an energy, *outside* of one's self. There is nothing wrong with the application of magick for material goals, but you should always keep the *Wiccan Rede* and the *Three Fold Law* in mind, when you do.



Crimoire of eclectic magick

## the art of magick theory overview

Your ability to practice magick is as much an *intuitive understanding* of the theory, as it is the ability to read words from a book.

Magick is governed by the **Three Fold Law of Return**. The magician, or witch should also temper their actions with the **Wiccan Rede** (*or some other ethical philosophy*). Pagans don't *worship* multiple gods, so much as they **do Honor the Lord & Lady as aspects of the Divine** (known by such names as the Spirit, the TAO, and everyone's favorite, *the FORCE*).

Magick can be practiced as a means of self advancement along a spiritual path (*Theurgy*). It can also be practiced for material goals (*Thaumaturgy*). Magick is not Good or Evil, Black or White, magick just IS! Like air, water or even gravity, it works the same no matter what is in the heart of the user.



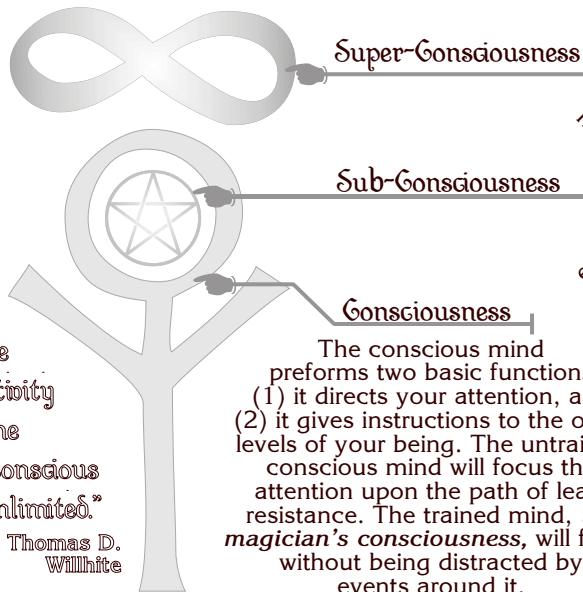
***Now for a little fresh information:***  
Most Pagan belief systems are environmentally friendly, with the underlying theme of living in harmony with others. If you are seeking power and the ability to control others by fear, ***you're in the wrong place!***



# the art of magick theory overview

"The creativity of the subconscious is unlimited."

Thomas D. Willhite



Super-Consciousness

Sub-Consciousness

Consciousness

The conscious mind performs two basic functions (1) it directs your attention, and (2) it gives instructions to the other levels of your being. The untrained conscious mind will focus the attention upon the path of least resistance. The trained mind, *the magician's consciousness*, will focus without being distracted by events around it.

The Super-Consciousness is the magician's link to the Divine. At this level of awareness, time & space are fluid, and for those who understand how to perceive them, *there are no secrets*.

The Sub-Conscious mind is where the true authority of the magician resides. This source of power is the force behind our magick.

To Know • Memory

To Dare • Emotions

To Will • Creativity

To Keep Silent • Programs

memory  
emotion  
programs  
creativity

	Conscious	Sub-Conscious	Super-Conscious
Egypt:	Body/Mind	Ka	Ba
Freud:	Ego	Super Ego	Id
Buddha:	Rupa	Nama	Nirvana

This page was assembled, in part based upon the fundamental teachings of Thomas D. Willhite

Crucible of eclectic magick

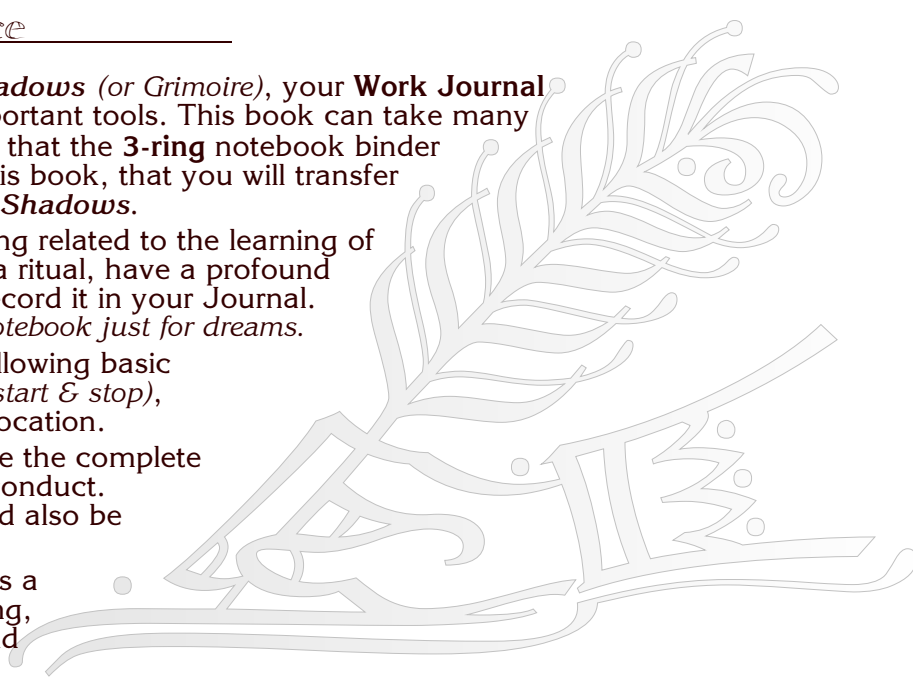
**N**ext to your *Book of Shadows* (or *Grimoire*), your **Work Journal** is one of your most important tools. This book can take many forms, but I have found that the **3-ring** notebook binder works best. It is from this book, that you will transfer information into your *Book of Shadows*.

Each time you practice anything related to the learning of magick, cast a spell, perform a ritual, have a profound vision or dream, you should record it in your Journal. *Some people have a separate notebook just for dreams.*

Each entry should have the following basic information: Date, time (*both start & stop*), emotional state of mind, and location.

The journal entries should have the complete text of any spell or ritual you conduct. Impressions, and effects should also be recorded.

If diligently kept, this Journal is a great tool for self-understanding, as well as your companion, and guide in the study of magick!



**B**reathing, or *Pranayama* is generally accepted to be one of the most important disciplines that the aspiring *Witch, or Magician* needs to learn, and master.

- ⊗ Sit in a place where you will not be disturbed. For a short time breath normally and clear your mind of all mundane thoughts.
- ⊗ When you are ready ... Breath OUT for four heart beats, HOLD your breath for a two heart beats, breath IN for four heart beats, and HOLD your breath for two heart beats ... repeat for about five minutes. *(When holding your breath, DO NOT forcibly block the air flow. Just learn to NOT exhale or inhale!)*
- ⊗ Once you have mastered the 4-2-4-2 breathing pattern, expand your abilities with a 6-3-6-3 pattern.

- ⊗ When you have mastered the 6-3-6-3 breathing pattern, begin increasing the length of time from five minutes, until you are able to preform this for 30 minutes, without any conscious thought about your breathing.

**Record the results in your Work Journal.**

**P**osture, or *Asana* is a principal ability when it comes to preforming Rituals. *If your goal is the mastery of Ceremonial Magick, the following information will differ some from postures found in that discipline.*

- ⊗ **Sitting** ... you can do this in a chair, you can do this on the ground, you can do this with your legs crossed, and you can do this in the *Lotus position*. However you wish to do it, the following *should always be true*: Your head needs to be up. Your spine needs to be straight. Your hands should be

## the art of magick practice

open, with the palms up.

- ⊗ **Wand** ... in this posture, you are standing erect with your arms relaxed at your sides.
- ⊗ **Tao** ... in this posture, you are standing erect with your arms extended out to your sides. (*Some times known as the cross.*)
- ⊗ **Goddess** ... in this posture, you are standing erect, your face tilted slightly up, and your arms upraised in welcome. *This is the posture that the witches in **The Craft** used, when they invoked **Monon** at the beach.*
- ⊗ **God** ... in this posture, you are standing erect with your arms crossed over your chest, with your hands upon your shoulders, *right hand-left shoulder, left hand-right shoulder.* (*Sometimes*

*known as the star.*)

There are other **postures**, but if you can master these, you will have a formidably group of skills in your ritual tool box. **To master any of the above listed postures, stand (or sit) in that posture while preforming your breathing practice.**

**Record the results in your Work Journal.**

to think

is to create

**V**isualization ... or *Dharana*, is the art of controlling your thoughts. This is a *required* skill in the art of Spell Casting!

- ⊗ **Color** ... In your sitting posture, establish your breathing pattern. Once

you have stilled your thoughts, begin visualizing color as you breath in and another as you breath out.

Complimentary colors work the best.

**RED : CYAN**

**GREEN : MAGENTA**

**BLUE : YELLOW**

**WHITE : BLACK**

⊗ **the Tatwas** ... these are: a black oval; a blue disk; a silver crescent; a yellow square; a red triangle.

⊗ **Motion** ... Start with simple objects, like a spinning wheel, a swinging pendulum, or a bouncing ball. *Avoid using living objects!*

**Again, record the results in your Journal.**

**M**editation comes in three *basic* flavors ... **passive, active, and chant.**

Passive, is the form most people think about when they hear the word *meditation*. This is the art of sitting with your mind stilled. You begin by establishing your patterned breathing 4-2-4-2. Next you relax your body (*see active meditation below*), and then slowly silence all of the voices within your head until you can hear a kind of silence. At this point you begin to observe your body, and mind.

**Passive meditation** is used when you seek inner knowledge, when you do scrying, and when you channel a deity.

**Record the results in your Work Journal.**



# the art of magick practice

**Active meditation** ... the use of meditation with a pre-established script, or goal. The relaxation practice (see script at side), path workings, and *calling down the moon*, are all forms of active meditation.

**Always record your results in your Journal.**

**Chant** ... in *The Craft*, when the witches were sitting in the park repeating **Earth, Air, Fire, and Water**, they were using what is known as a circle **chant meditation** to raise their power levels. Chants can vary from a one word personal mantra, to a formal group invocation.

Try this, on an overcast day, sit and chant for five minutes **“Ra, Ra, Hail Ra!”**

**Record the results in your Journal.**

## *Riding the Dragon*

...part one...

### **Relaxation**

*Start by taking three slow deep breaths, clear your mind, and begin your rhythmic breathing pattern 4-2-4-2.*

✦ *You are standing upon a beach ... the white sand beneath your feet is as fine, and soft as baby powder.*

✦ *Looking out to sea, you become aware that the waves are of prismatic light. As you watch, they change from Red to Orange, then to Yellow, then Green, on to Blue, Indigo, and finally Violet.*

✦ *Slowly the waves begin to flow higher up the beach. As they wash over your feet you feel the sensation of lightness flow through your toes.*

✦ *The next wave covers you to your waist, your legs seem to dissolve into the prismatic light.*

✦ *Now the waves have covered you to your chin, your arms and chest feel as light as air.*

✦ *You watch as the waves flow in, and cover your head. Slowly you feel yourself begin to float, after a moment you become aware that you are one with the sea of prismatic light ...*



## The Colors of Magick

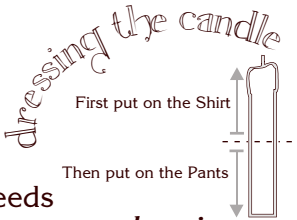
- WHITE** ... Purification, Truth, *Monday*
- VIOLET** ... Channeling, Unity
- PURPLE** ... Ambition, Power, *Wednesday*
- INDIGO** ... Psychic Abilities, Divination
- BLUE, DARK** ... Impulsiveness, Changeability, *Thursday*
- BLUE, LIGHT** ... Tranquility, Understanding, Patience
- PINK** ... Love, Friendship, Health
- GREEN** ... Finance, Fertility, Growth, *Friday*
- GREEN-YELLOW** ... Anger, Jealousy, Discord
- YELLOW** ... Intellect, Confidence, *Sunday*
- ORANGE** ... Encouragement, Energy, Attraction
- BROWN** ... Hearth, Home Blessing, Grounding
- RED** ... Strength, Vigor, Sexual Passion, *Tuesday*
- GOLD** ... Wealth, Abundance, Prosperity
- SILVER** ... Discretion, Intuition
- GRAY** ... Neutrality, Tranquility
- BLACK** ... Banishing, Absorption, Protection, *Saturday*

## the art of magick spells

“You know how to use candles?”  
 “Ya, you light the wick.”  
 “It’s more than that ...”

## candle magick

In order to practice **Candle Magick**, you must first select a *new unused* colored candle, based upon your desired goal. Then the candle needs to be anointed with oil. This is known as **dressing the candle**, and is done by rubbing oil onto the surface. You start at the center, and rub outwards. *First you put on the shirt* (anoint the upper half of the candle), *then you put on the pants* (anoint the lower half of the candle). Now the candle is ready for your spell.





Once you're ready, hold the candle upright between your palms. Begin your rhythmic breathing, visualize your goal, and allow the power of your desire to flow into the candle. Begin repeating a short statement of the desired goal you seek. Slowly shorten the statement down, until it is the minimum number of words required to express the concept. At the peak of your chanting, take a deep breath and slowly blow life into the candle. Place the candle into a holder on your altar (...*continue chanting...*) light a match, draw the power from above down to your candle, and light the wick. *Place the burning match into a flame safe dish, and allow it to burn out by itself.* Cup your hands around the candle's flame, while you visualize, and state your goal fully one last time. Then say "***This is my will, so mote it be!***" Now depart the area, and allow the magick to work.

## binding spell

This type of spell works best when cast upon one's self. This is one way to help rid yourself of negative habits. Habits, fall into that Sub-Conscious group known as *programs*.

For this spell, you will need two small mirrors, a piece of new paper, a pen, and a length of colored ribbon (*see the color chart*).

First decide what habit it is you wish to change. Next, you must word your statement in *only* positive terms.

*Example, you want to stop drinking soda. If you write, I will not drink soda. When the message goes from your Conscious mind, to your Sub-Conscious mind, the message that the Sub-Conscious mind receives is, I will drink soda.*

The problem is that your Sub-Conscious mind does not understand the abstract

## the art of magick spells

concept of **NOT**, or any other negative term. So, how do we get around this obstacle? You must word your statement so that you achieve your desired goal in a positive manner.

*“I will place into my body,  
only liquids that are healthy.”*

Once you are clear on the wording, you are ready to cast your **binding spell**. On the piece of paper, write on one side of the paper your spell. Then turn the paper over and write, it again. Now place the paper between the two mirrors, with the reflective surfaces facing in. Take the ribbon, start chanting your spell statement. As you do this, visualize your goal and begin wrapping the ribbon around the mirrors. When you reach the end of the ribbon, repeat your spell one last time, and place the bound mirrors upon your altar.

It takes forty days to replace a habit. During this time, whenever you are tempted by your habit, *recall the words of your spell.*

## love spell

**S**o you want to cast a **love spell**. Well the first thing you need to know is the truth about *love* magick. You can not force anyone to love someone that they would not naturally be attracted to.

A love spell is on the same order as putting an advertisement in the newspaper saying, *“Look at me, look at me!”*

Needed, three cords (one pink, one white, and one violet), each 13 inches long.

Tie the three together, while focusing upon your desire for someone to come into your life. In each cord tie *seven knots*. As you tie each knot, allow your hearts desire to flow into the cord. Once you have tied seven knots in each of the cords, carry the spell object with you until a new love enters your life. Then, place the spell cords someplace safe, or returned them to nature.

## the art of magick rituals

---

**R**itual is the soul of Pagan & Wiccan worship, and heart of the *art of magick*. It is a series of actions intended to altar awareness, elevate energy, and facilitate events for the achievement of goals, or celebrate personal transitions. It is also a way to honoring the *Divine* in the form of the seasons, and the **Lord & Lady**.

Most rituals include these procedures:

- 1) Preparing the space and equipment
- 2) Preparing of self (cleansing & centering)
- 3) Asperging the space (with salt-water or smudge stick)
- 4) **Cast the Circle**
- 5) **Call the Quarters**
- 6) **Invoke the Lord & Lady**

continued ...

One of the problems of being in the Navy, is that in the course of time, references, and source material get lost. The following is my version of a ritual that I first read, sometime before 1996, in *Circle Network News*. I regret that I do not know the name of the original author.

### *Invocation of the Lord & Lady*

*Maiden bring thy flowers,*

*Mother bring thy child,*

*Grandmother bring thy wisdom,*

*Dana, Hail and Welcome ...*

*Youth bring thy swiftness,*

*Father bring thy strength,*

*Grandfather bring thy guidance,*

*Cernunnos, Hail and Welcome ...*

*Lord & Lady, enter this circle in Peace,*

*Make an altar of my body, and*

*Grant me Wisdom & Guidance*

*as I perform my rites.*



Cr  
m  
o  
i  
r  
e  
o  
f  
e  
l  
e  
c  
t  
r  
i  
c  
m  
a  
g  
i  
c  
k

## the art of magick rituals

- 7) **State** your desired *goal(s)*
- 8) **Raise** the *Cone of Power*
- 9) **Ground** the energy with *refreshments*
- 10) Dismiss the *quarters*, and **thank** the *Lord & Lady*
- 11) **Open** the *circle*

### sample ritual

The rituals that you write for yourself, will always have the most power. What follows is a **sample ritual** designed to be a guide for your use.

After you have gathered the equipment you will need, and cleaned, or cleared the area you will be using, you need to prepare yourself. This most often is done by taking a ritual bath, donning your robe, or ritual clothing, and spending some quiet

time in meditation. This will allow you to be calm, and centered before the ritual begins.

**C**ense the area with incense. Many people use sage. *Sage should not be used if anyone who will be at the ritual is pregnant.* Frankincense, can also be used, or you can sprinkle the area with a mixture of blessed salt-water.

**C**asting the circle, is done by tracing a circle in the air, above the ground with the **Athame** (or *Wand*), while walking deasil (*clockwise*) around the area. *As you do, say, "I conjure thee, O-Circle of power, become a boundary between the world, and the sacred space within."* (In an outdoor circle, some might even use a sword to cut an actual circle into the ground.)

# the art of magick rituals



**Calling the Quarters**, is done while standing in the **Goddess posture**. The wording for this sample ritual, has been taken from the Invocation scene of *The Craft*.

Facing east say, **“Hail to the guardians of the watchtowers of the east. Powers of air and invention. Hear us (me)!”**

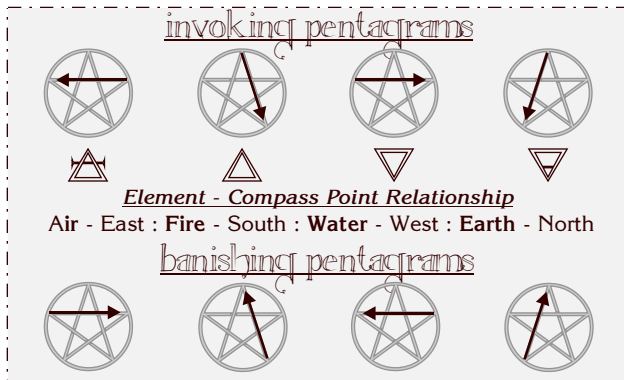
Facing south say, **“Hail to the guardians of the watchtowers of the south. Powers of fire and feeling. Hear us (me)!”**

Facing west say, **“Hail to the guardians of the watchtowers of the west. Powers of water and intuition. Hear us (me)!”**

Facing north say, **“Hail to the guardians of the watchtowers of the north. Powers of mother and earth. Hear us (me)!”**

Looking skyward say, **“Aid us (me) in our magical workings ...reason for the ritual....”**

Some systems also employ the use of pentagrams when calling the four quarters. To do this, face the corresponding direction, and trace the invoking pentagram in the air with the Athame (or Wand).



Invoke the **Lord & Lady**. This is done by naming the deity then glorifying one or more of their attributes. *Examples:*

crimnoire of eclectic magick

## the art of magick rituals

“Cernunnos, Great Horned One, brother of all creatures wild, and free, we (I) invite you into this circle!”

“Dana, Bright Lady, mother of rivers, and mantle of life upon the land, we (I) invite you into this circle!”

Stating the desired goal, say “We’re (I’m) gathered here this night to celebrate ...state the reason..., and to work such magick as we (I) require at this time.”

Raising the Cone of Power is done by dancing or chanting. It is at this time that you would celibate the season with *ritual drama*. This is also the place where you would do healing magick, charge new tools, and the like.

continued ...

### Charging the Wand

*This was inspired by **The Vigil of the Wand**, as found in **The Portal Book** by Ian Corrigan.*

Pass the **Wand** first through Incense, then through Salt, and then through Water. Then say:

**Creature of wood, be Welcome at my Altar.**

**Be blessed & free from all storms,  
both in the mortal & the magical realms.**

**Become one with me, and work my will  
in the worlds of Land, Sea & Sky.**

Pass the **Wand** through the **Spirit Flame**. Then say:

**By the Power of this Holy Fire,  
Be blessed with Wisdom, Love & Joy  
Become one with me and work my will  
in Truth and Power.**

Hold the **Wand** upright between your palms, and over your heart. Feel the power flow out as you breath life into the **Wand**. Then say:

**In the names of Dana & Cernunnus,  
and by my own spirit, be you Thrice Blessed.  
Become one with me and work my will.**

**So Mote It Be!**



## the art of magick rituals

---

**G**rounding the energy. This can be done with refreshments such as *juice & cupcakes*, (or if you are of age and inclined, *cakes & wine*, or *ale*). Another method of grounding, is the infamous *hugging of a tree*. The purpose here is to relax, and let the energy raised in ritual dissipate.

**D**ismissing the *quarters*, and thanking the *Lord & Lady* ... when all is done, it is time to say farewell.

The Lord & Lady:

**“Dana & Cernunnos, we(I) thank you for joining this circle, and ask that if it is your will, depart now in peace until next we meet. Hail and Farewell!”**

The Quarters:

**“O ye guardians of the watchtowers, we(I) thank you for your services, and wish you depart now in peace. Hail and Farewell!”**

*If you used invoking pentagrams to Call the*

*Quarters, you should now use banishing pentagrams to Dismiss the Quarters.*

**O**pening the circle. Start in the east and walk widdershins (*counter-clockwise*) around the circle, chanting

**“May the circle be open, but unbroken.  
May the peace of the Goddess be ever  
in your heart. Merry meet, and  
merry part, and merry meet**

### Suggested reading list

- Amber K, *Covencraft: Witchcraft for Three or More*
- Jan Gorrigan, *The Portal Book: Basic Teachings of Celtic Witchcraft*
- Aleister Crowley, *Magick in Theory and Practice*
- Scott Gunningham, *Earth Power (Natural Magick Book 1)*  
*Earth, Air, Fire & Water (Natural Magick Book 2)*
- Melita Denning & Osborne Phillips, *The Magical Philosophy Series:*  
*Vol. 1, The Foundations of High Magick*  
*Vol. 2, The Sword and the Serpent*  
*Vol. 3, Mysteria Magica*
- Ed Fitch, *A Grimoire of Shadows*  
*Magical Rites from the Crystal Well*
- Donald Tyson, *How To Make and Use A Magic Mirror*

# at the crossroads

---

**A**re you a Natural Witch? The truth is, everyone has the ability within them. It is only a matter of *choosing* to learn how to use your gifts. *This book was never designed to teach you that.*

## blood, sex and ritual initiation

**T**here are enough dangers in just growing up in the world today. Your choice of religion should not add to them. In *The Craft*, the school girls were portrayed as misfits, and outcasts. Although many members of the various pagan belief systems, might fit into those groups, there are just as many, if not more normal well-adjusted members.

There are also a number of opportunists who tend to prey upon those who seek this path. Anyone can pick up a book on the occult, and toss a few buzzwords around. *And if you sleep with them,*

*they will more than gladly teach you secret powers. Can you say Bull Shit?*

**S**ex is a sacred gift, granted to us by the gods. Sex should never be used as barter for knowledge. True knowledge, real knowledge is free. It is there for anyone who has the desire, and the eyes to see! If you are of legal age, and want to have sex with someone, that is your choice. *No one, and no group have the right to make it for you!* If you are not 100% certain that you are doing what is best for you, you have the freedom to find the door.

Some **Traditions**, still practice the **Great Rite** in the traditional form. There are just as many **Traditions** that do not have such requirements in their **initiations**. Find the Tradition that meets your needs, and encourages you to grow as an independent

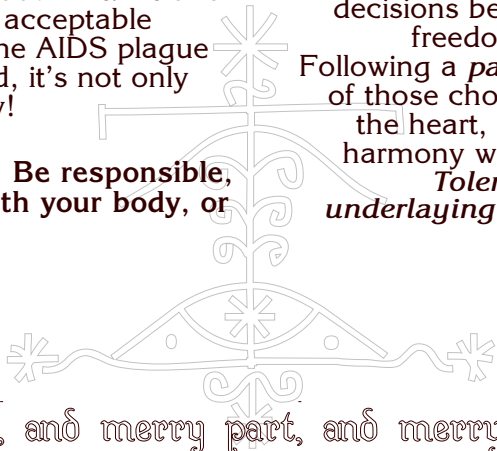


person! *Magick* is after all *about freedom!*

**I**n *The Craft*, the **initiation** ritual the girls perform does not involve sex, but they do share a chalice of wine that has drops of their blood in it. At one point in time this may have been an acceptable practice. At this point in time, with the AIDS plague still running uncontrolled in the world, it's not only unacceptable. It is down right deadly!

**M**agick is about responsibility. **Be responsible, don't take needless risks with your body, or your life!**

**W**e all find ourselves at **crossroads** as we go through life. For most of us the teen years are the greatest crossroads we'll ever face. Not only does the body go from that of a child to that of an adult. We also go from having all of our decisions being made for us, to have the freedom to make our own choices. Following a *pagan path* is just another one of those choices. It should be made from the heart, with the desire to truly live in harmony with the planet, and all others. *Tolerance, not power, is the true underlying strength of the pagan path!*



“Merry meet, and merry part, and merry meet again!”